

**ELKAY®**

**Dart Canyon™**

**ADA Stainless Steel  
Farmhouse Sink**

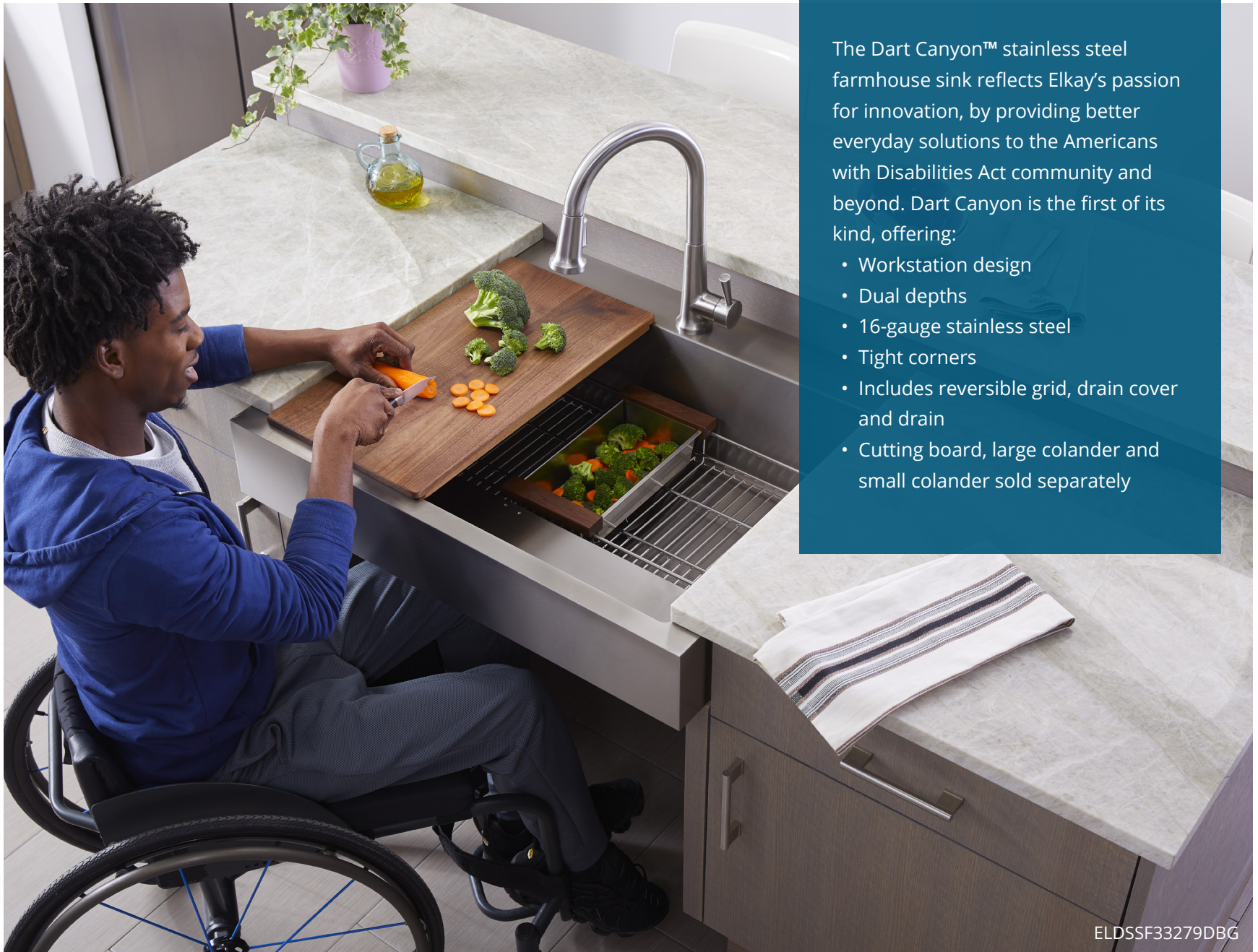


## Why Elkay?

At Elkay®, we pride ourselves in making life more livable for everyone. A thirst for innovation drives us to listen to the needs of our customers and develop new products that offer solutions. The first of its kind, Dart Canyon, ADA farmhouse sink is testament to our passion for ingenuity. This dual-depth workstation stainless steel sink with built-in work shelf and accessories streamlines kitchen function and expands workspace for the ADA community and beyond. We offer a full line of sinks that comply with the requirements as specified by the Americans with Disabilities Act. Designed to fulfill every relevant aspect of the ADA Accessibility Guidelines, these products help make kitchens, bar and prep areas accessible to everyone. At Elkay, we believe in the power of ingenuity.







## First of its kind

The Dart Canyon™ stainless steel farmhouse sink reflects Elkay's passion for innovation, by providing better everyday solutions to the Americans with Disabilities Act community and beyond. Dart Canyon is the first of its kind, offering:

- Workstation design
- Dual depths
- 16-gauge stainless steel
- Tight corners
- Includes reversible grid, drain cover and drain
- Cutting board, large colander and small colander sold separately

ELDSSF33279DBG



## Living in place

Thoughtfully designed to meet the needs of all users, including those aiming to live in place, this dual-depth workstation sink with work shelf and accessories brings organization and accessibility to the kitchen:

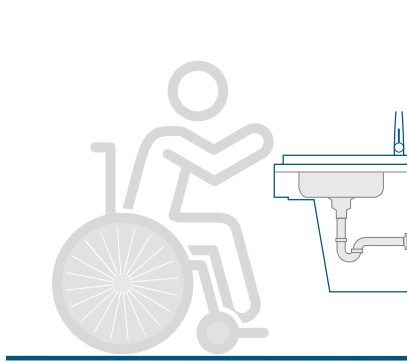
- Built-in work shelf improves reach range
- Reversible grid flips to elevate with work shelf
- Revolutionary design accommodates seated use
- Extra-deep rear bowl for large pots and pans



ELDSSF36279DBG



## Seated accessibility



Standard ADA-compliant sinks have a shallow depth to accommodate knee space and improve reach.



A raised work shelf at the front of the sink provides seated knee clearance. The back of the sink opens to an extra-deep 9" bowl for more space.

## Meets all needs



Install sink with cabinet doors at ADA-compliant height.



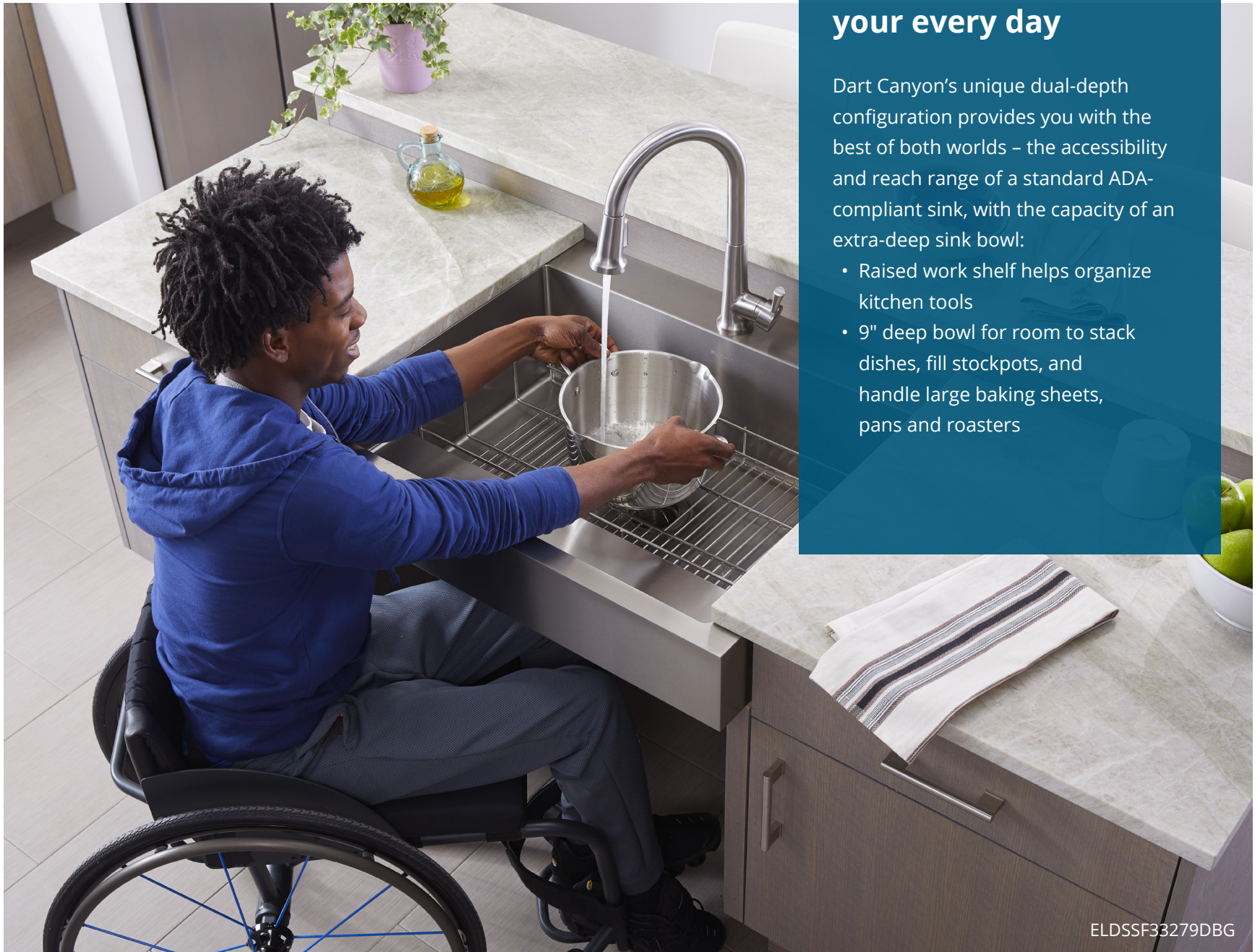
Remove doors for full accessibility.



## More room for your every day

Dart Canyon's unique dual-depth configuration provides you with the best of both worlds – the accessibility and reach range of a standard ADA-compliant sink, with the capacity of an extra-deep sink bowl:

- Raised work shelf helps organize kitchen tools
- 9" deep bowl for room to stack dishes, fill stockpots, and handle large baking sheets, pans and roasters



ELDSSF33279DBG



## Work easier with a work shelf

Built-in work shelf helps make everyday tasks accessible:

- Keep sponges and brushes within reach
- Prep meals and clean up while seated




ELDSSF36279DBG



## High-capacity bowl



Dual-depth bowl is both accessible and functional.



9" deep bowl offers more room inside sink for washing large pots and stacking dishes.

## Raised work shelf



Built-in work shelf brings tasks closer to you.



Generously sized, raised work shelf for greater accessibility.



## Workstation

Multiuse, custom-sized accessories slide along the sink top and work shelf for convenience and accessibility, optimizing your workspace:

- Reversible grid functions as a standard bottom grid; flip grid to elevate with work shelf
- Large and small colanders keep tasks organized and make transfer to and from stove easy
- Cutting board can be used for meal prep, and expands counterspace for serving

Select accessories sold separately.

ELDSSF33279DBG

## Reversible grid



Grid flips to elevate with work shelf, extending workspace to an easily accessible depth.



Reversible grid functions as a standard bottom grid.



## Models

---



### **ELDSSF30279DBG**

29-7/8" x 27-1/4" x 9-5/8"

Min. Cabinet Size: 30"



### **ELDSSF33279DBG**

32-7/8" x 27-1/4" x 9-5/8"

Min. Cabinet Size: 33"



### **ELDSSF36279DBG**

35-7/8" x 27-1/4" x 9-5/8"

Min. Cabinet Size: 36"

## Accessories

---



### **CTXBG3113R**

Reversible stainless steel grid (included with sink purchase).



### **LKDD**

3-1/2" drain fitting, deep strainer basket and brass tailpiece (included with sink purchase).



### **CTXC0712**

Small stainless steel colander with walnut handles (sold separately).



### **CTXDC0606**

Stainless steel drain cover (included with sink purchase).



### **LKCB1223LWN**

Walnut cutting board (sold separately).



### **LKC0722LSS**

Large stainless steel colander with walnut handles (sold separately).



ELDSSF33279DBG

### About Elkay

For more than 100 years, Elkay Manufacturing has been making innovative products and providing exceptional customer care. Like your family, Elkay has values and traditions that endure. We take pride in offering reliable products that inspire change and leave the world a better place for generations to come.

Headquartered in Downers Grove, Illinois, Elkay is American owned and operated, providing thousands of jobs that support our families and communities. We are proud to be America's No. 1 selling kitchen sink company, as well as a leading manufacturer of award-winning water delivery products, including the ezH2O® bottle filling station.

**ELKAY**

1333 Butterfield Road, Suite 200 | Downers Grove, IL 60515

630.574.8484 | [elkay.com](http://elkay.com) | ©2020 Elkay Manufacturing Company

(Rev. 8/20) F-5277-ELK