

# Bottle Filling Stations

## Quick Reference Guide

Quickly identify the model to meet your specific needs.

**1**

### Hands-free Bottle Filling Station Combinations and Retrofit Kits

- A. Enhanced ezH2O® bottle filling stations.
- B. ezH2O with hands-free cooler activation.
- C. Hands-free bottle filling station and ezH2O with EZ model coolers.
- D. ezH2O with EZ Green model coolers.
- E. ezH2O with VRCGRN model coolers.
- F. ezH2O with EMABF model coolers.
- G. Retrofit to existing EZ and EMABF model coolers.

**2**

### Vandal-resistant Combination Bottle Filling Stations

Vandal-resistant ezH2O bottle filling station and VRC cooler combos.

**3**

### Architectural Bottle Filling Station Combinations and Retrofit Kits

- A. Architectural fountains with integral ezH2O bottle filling stations.
- B. SwirlFlo® GRN refrigerated fountains with in-wall bottle filling stations.
- C. Soft Sides® refrigerated fountains with in-wall bottle filling stations.
- D. Retrofit to an existing bi-level refrigerated SwirlFlo or Soft Sides fountain.

**4**

### In-wall Commercial and Built-in Residential Bottle Filling Stations and Water Dispensers

- A. ezH2O in-wall bottle filling stations.
- B. ezH2O Liv® Pro commercial water dispensers.
- C. ezH2O Liv residential water dispensers.

**5**

### Surface-mount Bottle Filling Stations

- A. Refrigerated surface-mount bottle filling stations.
- B. Electric.
- C. Mechanical.

**6**

### Floor Standing Bottle Filling Station

Refrigerated, filtered floor standing bottle filling station.

**7**

### Filtration

Replacement filters.

# 1 | Hands-free Bottle Filling Station Combinations and Retrofit Kits

## A.

Enhanced ezH2O Bottle Filling Stations				Cooler Cabinet Finish	
Model	Type	Chilled GPH	Filtered	Light Gray	Stainless Steel
LZS8WSLP	Single	8.0	•	•	
LZS8WSSP	Single	8.0	•		•
LZSTL8WSLP	Versatile Bi-level	8.0	•	•	
LZSTL8WSSP	Versatile Bi-level	8.0	•		•

All models include a Flexi-Guard® safety bubbler.

Carton components (one carton): Bottle filler, water cooler and WaterSentry® Plus filter (filtered models only).



LZS8WSSP

## B.

Single ezH2O With Dual Hands-free Activation &			Cooler Cabinet Finish		Bubbler
Model	Chilled GPH	Filtered	Light Gray Granite	Stainless Steel	Flex
LZO8WSLK	8.0	•	•		•
LZO8WSSK	8.0	•		•	•
EZO8WSLK	8.0		•		•
EZO8WSSK	8.0			•	•

Includes hands-free bubbler and hands-free bottle filling station.

Carton components (two cartons): Bottle filler, water cooler and WaterSentry Plus filter (filtered models only).



LZO8WSLK

Versatile Bi-level ezH2O With Hands-free Bubblers &			Cooler Cabinet Finish		Bubbler
Model	Chilled GPH	Filtered	Light Gray Granite	Stainless Steel	Flex
LZOOTL8WSLK	8.0	•	•		•
LZOOTL8WSSK	8.0	•		•	•
EZOOTL8WSLK	8.0		•		•
EZOOTL8WSSK	8.0			•	•

Includes (2) hands-free bubblers and (1) hands-free bottle filling station.

Carton components (two cartons): Bottle filler, water cooler and WaterSentry Plus filter (filtered models only).



LZOOTL8WSLK

Versatile Bi-level ezH2O With Hands-free Bubbler &			Cooler Cabinet Finish		Bubbler
Model	Chilled GPH	Filtered	Light Gray Granite	Stainless Steel	Flex
LZOTL8WSLK	8.0	•	•		•
LZOTL8WSSK	8.0	•		•	•
EZOTL8WSLK	8.0		•		•
EZOTL8WSSK	8.0			•	•

Includes (1) hands-free bubbler, (1) hands-free bottle filling station, and (1) push bar bubbler.

Carton components (two cartons): Bottle filler, water cooler and WaterSentry Plus filter (filtered models only).



LZOTL8WSLK

C.

Hands-free Bottle Filling Station and ezH2O With EZ Model Coolers					Cooler Cabinet Finish	
Model	Type	Bubbler Style	Chilled GPH	Filtered	Light Gray	Stainless Steel
LZS8WSLK	Single	Flexi-Guard® Safety	8.0	•	•	
LZS8WSSK	Single		8.0	•		•
EZS8WSLK	Single		8.0		•	
EZS8WSSK	Single		8.0			•
LZSDWSLK	Single		-	•	•	
LZSDWSSK	Single		-	•		•
EZSDWSLK	Single		-		•	
EZSDWSSK	Single		-			•
LZS8WSVRLK	Single	Vandal Resistant	8.0	•	•	
LZS8WSVRSK	Single		8.0	•		•
EZS8WSVRLK	Single		8.0		•	
EZS8WSVRSK	Single		8.0			•
LZSDWSVRLK	Single		-	•	•	
LZSDWSVRSK	Single		-	•		•
EZSDWSVRLK	Single		-		•	
EZSDWSVRSK	Single		-			•
LZSTL8WSLK	Versatile Bi-level	Flexi-Guard Safety	8.0	•	•	
LZSTL8WSSK	Versatile Bi-level		8.0	•		•
EZSTL8WSLK	Versatile Bi-level		8.0		•	
EZSTL8WSSK	Versatile Bi-level		8.0			•
LZSTLDDWSLK	Versatile Bi-level		-	•	•	
LZSTLDDWSSK	Versatile Bi-level		-	•		•
EZSTLDDWSLK	Versatile Bi-level		-		•	
EZSTLDDWSSK	Versatile Bi-level		-			•
LZSTL8WSVRLK	Versatile Bi-level	Vandal Resistant	8.0	•	•	
LZSTL8WSVRSK	Versatile Bi-level		8.0	•		•
EZSTL8WSVRLK	Versatile Bi-level		8.0		•	
EZSTL8WSVRSK	Versatile Bi-level		8.0			•
LZSTLDDWSVRLK	Versatile Bi-level		-	•	•	
LZSTLDDWSVRSK	Versatile Bi-level		-	•		•
EZSTLDDWSVRLK	Versatile Bi-level		-		•	
EZSTLDDWSVRSK	Versatile Bi-level		-			•



LZS8WSLK



LZSTL8WSLK

Carton components (two cartons): Bottle filler, water cooler and WaterSentry Plus filter (filtered models only).

D.

ezH2O With EZ Green Model Coolers				Cooler Cabinet Finish	
Model	Type	Chilled GPH	Filtered	Light Gray	Stainless Steel
LZSG8WSLK	Single	8.0	•	•	
LZSG8WSSK	Single	8.0	•		•
EZSG8WSLK	Single	8.0		•	
EZSG8WSSK	Single	8.0			•
LZSTLG8WSLK	Versatile Bi-level	8.0	•	•	
LZSTLG8WSSK	Versatile Bi-level	8.0	•		•
EZSTLG8WSLK	Versatile Bi-level	8.0		•	
EZSTLG8WSSK	Versatile Bi-level	8.0			•



LZSTLG8WSLK

All models include a Flexi-Guard StreamSaver™ bubbler.

Carton components (two cartons): Bottle filler, water cooler and WaterSentry Plus filter (filtered models only).

E.

ezH2O With VRCGRN Model Coolers				Cooler Cabinet Finish	
Model	Type	Chilled GPH	Filtered	Stainless Steel	
LVRGRN8WSK	Single	8.0	•	•	
VRCGRN8WSK	Single	8.0		•	
LVRGRNTL8WSK	Bi-level	8.0	•	•	
VRCGRNTL8WSK	Bi-level	8.0		•	

All models include a vandal-resistant StreamSaver bubbler.

Carton components (two cartons): Bottle filler, water cooler and WaterSentry Plus filter (filtered models only).



LVRGRN8WSK

F.

ezH2O With EMABF Model Coolers				Cooler Cabinet Finish	
Model	Type	Chilled GPH	Filtered	Light Gray	Stainless Steel
LMABF8WSLK	Single	8.0	•	•	
LMABF8WSSK	Single	8.0	•		•
EMABF8WSLK	Single	8.0		•	
EMABF8WSSK	Single	8.0			•
LMABFDWSLK	Single	-	•	•	
LMABFDWSSK	Single	-	•		•
EMABFDWSLK	Single	-		•	
EMABFDWSSK	Single	-			•
LMABFTL8WSLK	Bi-level	8.0	•	•	
LMABFTL8WSSK	Bi-level	8.0	•		•
EMABFTL8WSLK	Bi-level	8.0		•	
EMABFTL8WSSK	Bi-level	8.0			•
LMABFTLDDWSLK	Bi-level	-	•	•	
LMABFTLDDWSSK	Bi-level	-	•		•
EMABFTLDDWSLK	Bi-level	-		•	
EMABFTLDDWSSK	Bi-level	-			•

All models include a Flexi-Guard safety bubbler.

Carton components (two cartons): Bottle filler, water cooler and WaterSentry Plus filter (filtered models only).



LMABF8WSSK

G.

Designed to Retrofit Existing 115V Push-bar Activated EZ or EMABF Style Water Coolers	
EZ Model Coolers	
Model	Filtered
LZWSRK	•
EZWSRK	
EMABF Model Coolers	
Model	Filtered
LMABFWS-RF	•
EMABFWS-RF	

Carton components: Retrofit bottle filler, basin with drain assembly and WaterSentry Plus filter (filtered models only).



LZWSRK



LMABFWS-RF

# 2 | Vandal-resistant Combination Bottle Filling Stations

Vandal-resistant ezH2O Bottle Filling Station and VRC Cooler Combos				Cooler Cabinet Finish
Model	Type	Chilled GPH	Filtered	Stainless Steel
LVRC8WSK	Single	8.0	•	•
VRC8WSK	Single	8.0		•
LVRCDWSK	Single	-	•	•
VRCDSK	Single	-		•
LVRCTL8WSK	Bi-level	8.0	•	•
VRCTL8WSK	Bi-level	8.0		•
LVRCTLDDWSK	Bi-level	-	•	•
VRCTLDDWSK	Bi-level	-		•
VRCTLR8WSK	Bi-level Reverse	8.0		•
VRCTLRDDWSK	Bi-level Reverse	-		•



LVRC8WSK

All models include a vandal-resistant bubbler.  
 Carton components (two cartons): Bottle filler, water cooler and WaterSentry Plus filter (filtered models only).

# 3 | Architectural Bottle Filling Station Combinations and Retrofit Kits

A.

Architectural Fountains with Integral ezH2O Bottle Filling Stations			
Model	Type	Chilled GPH	Filtered
SwirlFlo Fountains			
LZWS-LRPBM8K	Single	8.0	•
EZWS-ERPBM8K	Single	8.0	
LZWS-EDFPBM114K	Single	-	•
EZWS-EDFPBM114K	Single	-	
LZWS-LRPBM28K	Bi-level	8.0	•
EZWS-ERPBM28K	Bi-level	8.0	
LZWS-EDFPBM117K	Bi-level	-	•
EZWS-EDFPBM117K	Bi-level	-	
Soft Sides Fountains			
LZWS-EDFP217K	Bi-level	-	•
EZWS-EDFP217K	Bi-level	-	

All models include Flexi-Guard safety bubbler.  
 Carton components (multiple cartons): Architectural fountain, mounting frame, chiller (select models) and WaterSentry Plus filter (filtered models only).



LZWS-EDFPBM114K



LZWS-LRPBM28K

Optional panel available for front access to bottle filler electricals or drain.  
 Order part number: ACCESS12X38-5

Compatible with bi-level architectural fountains with integral bottle filling stations (such as EZWS-EDFP217K).

**B.**

**SwirlFlo GRN Refrigerated Fountains With In-wall Bottle Filling Stations**

Model	Type	Chilled GPH	Filtered
LZWS-SFGRN8K	Single	8.0	•
EZWS-SFGRN8K	Single	8.0	
LZWS-SFGRN28K	Bi-level	8.0	•
EZWS-SFGRN28K	Bi-level	8.0	

Carton components (multiple cartons): Bottle filler, WaterSentry Plus and VII filter (filtered models only), SwirlFlo refrigerated fountain, chiller(s) and mounting frame.



LZWS-SFGRN8K



EZWS-SFGRN28K

**C.**

**Soft Sides Refrigerated Fountains With In-wall Bottle Filling Stations**

Model	Type	Chilled GPH	Filtered
LZWS-SS8K	Single	8.0	•
EZWS-SS8K	Single	8.0	
LZWS-SS28K	Bi-level	8.0	•
EZWS-SS28K	Bi-level	8.0	

Carton components (multiple cartons): Bottle filler, WaterSentry Plus (filtered models only), Soft Sides refrigerated fountain, chiller and mounting frame.



EZWS-SS8K



LZWS-SS28K

**D.**

**Retrofit an Existing Swirlflo or Soft Sides Refrigerated Fountain**

Model	Type	Filtered
SwirlFlo Fountains		
LZWS-ERP8-RF	Bi-level	•
EZWS-ERP8-RF	Bi-level	
Soft Sides Fountains		
LZWS-ERFP8-RF	Bi-level	•
EZWS-ERFP8-RF	Bi-level	

These retrofit models require utilization of the following existing unit components: one existing fountain arm, existing lower panel and the existing remote chiller.

Carton components (multiple cartons): Integral bottle filling station, upper wall panel, lower louvered panel, mounting frame and WaterSentry Plus filter (filtered models only).



LZWS-ERP8-RF



LZWS-ERFP8-RF

# 4 | In-wall Commercial and Built-in Residential Bottle Filling Stations and Water Dispensers



## A. ezH2O In-wall Bottle Filling Stations

Can Be Paired with Soft Sides Refrigerated or Non-refrigerated Fountains			
Model	Chilled GPH	Access Panels	Filtered
LZWSM8K	8.0	Louvered	•
EZWSM8K	8.0	Louvered	
LZWSGRNM8K	8.0	Louvered	•
EZWSGRNM8K	8.0	Louvered	
LZWSMDK*	-	Solid	•
EZWSMDK*	-	Solid	



LZWSM8K



LZWSMDK

Use as stand alone or paired with Soft Sides or SwirlFlo fountains. Remote chiller options available. Carton components (multiple cartons): Bottle filler, chiller (select models), mounting frame and WaterSentry Plus filter (filtered models only).

Can Be Paired With SwirlFlo Non-refrigerated Fountains			
Model	Chilled GPH	Access Panels	Filtered
LZWSM8PK	8.0	Louvered	•
EZWSM8PK	8.0	Louvered	
LZWSGRNM8PK	8.0	Louvered	•
EZWSGRNM8PK	8.0	Louvered	
LZWSMDPK*	-	Solid	•
EZWSMDPK*	-	Solid	



EZWSM8PK




EZWSGRNM8PK

Carton components (multiple cartons): Bottle filler, chiller (select models), mounting frame and WaterSentry Plus filter (filtered models only).

\*Can be paired with an alternate chiller.

Remote chiller ordered separately and should be located 10 to 15 feet from the unit.

Chiller Options			
Model	Chilled GPH	Size Tank	Grills
ER21Y	2.5	Small	 <p>Optional louvered grills available.</p>
ERS11Y	1.5	Mid Size	
ECH8	8.0	Small	
ECH8GRN	8.0	Small	
ER51Y	5.7	Large	
ER101Y	9.6	Large	
ER191	19.0	Extra Large	
ER301	29.5	Medium	
ERW321	31.9	Medium	

Recovery time is relative to chilling capacity and tank size; a smaller tank means faster recovery.

## B. ezH2O Liv Pro Commerical Water Dispensers

In-wall Filtered Water Dispensers &					Glass Color		
Model	Filtered	Hands-Free	Ambient	Chilled GPH	Aspen White	Midnight	
LBWDC00BKC*	•	•	•	-		•	
LBWDC00WHC*	•	•	•	-	•		

Filter box and remote filter cable are included based on application.

\*Can be paired with an alternate chiller (similar to LZWSMDPK\*).



LBWDC00BKC

## C. ezH2O Liv Residential Water Dispensers

Built-in Filtered Water Dispensers &						Glass Color	
Model	Filtered	Hands-Free	Ambient	Chilled	Chilled GPH	Aspen White	Midnight
LBWD06BKK	•	•		•	1.5		•
LBWD06WHK	•	•		•	1.5	•	
LBWD00BKC	•	•	•		-		•
LBWD00WHC	•	•	•		-	•	



LBWD06WHK

# 5 | Surface-mount Bottle Filling Stations

### A.

Refrigerated Surface-mount Bottle Filling Station				Cooler Cabinet Finish	
Model	Type	Chilled GPH	Filtered	Stainless	Grey
LZ8WSSSMC	Single	8.0	•	•	
EZ8WSSSMC	Single	8.0		•	



EZ8WSSSMC

### B.

Electric		
Model	Activation	Filtered
LZWSSM	Electric	•
EZWSSM	Electric	

Optional remote chiller should be installed within 15 feet of the unit.

Carton components (one carton): Bottle filler and WaterSentry filter (filtered models only).



LZWSSM

### C.

Mechanical		
Model	Activation	Filtered
LMASMB*	Mechanical	•
EMASM	Mechanical	
EMASMB*	Mechanical	

Optional remote chiller should be installed within 15 feet of the unit.

Carton components (one carton): Bottle filler and Aqua Sentry® filter (filtered models only).

\*Battery Powered



LMASMB



# 6 | Floor Standing Bottle Filling Station



Floor Standing Bottle Filling Station				
Model	Hands-free	Chilled GPH	Filtered	Material
DSSBF8S	•	8.0	•	Stainless Steel

Traditional floor mount design allows for floor standing or wall backed installations.



LMASMB


# 7 | Filtration




## Replacement Filters

WaterSentry Plus High Capacity (Enhanced ezH2O Bottle Filling Stations)					
Model	Quantity			Reduction Claims	
51600C	1		Replacement filter for use in enhanced ezH2O bottle filling stations with WaterSentry Plus systems.  Filter should be replaced every 6,000 gallons or one year after installation.	Lead	•
				Cysts	•
				Sediment/Particulate	•
				Chlorine Taste and Odor	•
WaterSentry Plus (ezH2O Bottle Filling Stations)					
51300C	1		Replacement filter for use in ezH2O bottle filling stations with WaterSentry Plus systems.  Filter should be replaced every 3,000 gallons or one year after installation.	Lead	•
51300C_3PK	3			Cysts	•
51300C_12PK	12			Sediment/Particulate	•
				Chlorine Taste and Odor	•
WaterSentry VII (Water Coolers, Fountains and Smartwell)					
51299C	1		Replacement filter for EWF172 WaterSentry VII systems in water coolers, fountains and Smartwell.  Filter should be replaced every 1,500 gallons or one year after installation.	Lead	•
				Cysts	•
				Sediment/Particulate	•
				Chlorine Taste and Odor	•
WaterSentry Fresh (Premium Water Dispensers and ezH2O Bottle Filling Stations)					
WSF6000R-2PK	2		Replacement filter for use in premium dispensers and compatible with all bottle filling stations.  Filter should be replaced every 6,000 gallons or one year after installation.	Lead	
				Cysts	
				Sediment/Particulate	
				Chlorine Taste and Odor	•
Aqua Sentry (Water Coolers and Fountains)					
56192C	1		Replacement filter for LF2 filter system.  Filter should be replaced every 500 gallons or six months after installation.	Lead	•
				Cysts	•
				Sediment/Particulate	•
				Chlorine Taste and Odor	•

**WaterSentry Plus Residential Water Dispenser**

Model	Quantity			Reduction Claims	
ERF750	1		Replacement filter for use with ezH2O Liv residential water dispensers.  Filter should be replaced every 750 gallons or one year after installation.	Lead	•
				Cysts	•
				Sediment/Particulate	•
				Chlorine Taste and Odor	•

**WaterSentry Plus Commercial Water Dispenser**

ECF3000	1		Replacement filter for use in ezH2O Liv Pro commercial water dispensers.  Filter should be replaced every 3,000 gallons or one year after installation.	Lead	•
				Cysts	•
				Sediment/Particulate	•
				Chlorine Taste and Odor	•

Non-filtered Elkay units can be upgraded to filtered units; retrofit filtration system kit EWF3000 for ezH2O bottle filling stations and EWF172 for Elkay water coolers and fountains.